

Camp Passover

*A great Jewish adventure
is about to begin.*

*Use these pages to transform your Passover
ONE HAPPY CAMPER style.*

This book belongs to _____

This summer I'll be heading to _____

What's inside:

- 4 Chopped: The Passover Episode
- 6 The Four Questions
- 7 Ordered Madness
- 8 Capture the Flag Afikomen
- 9 Ductigami: Afikomen Bags





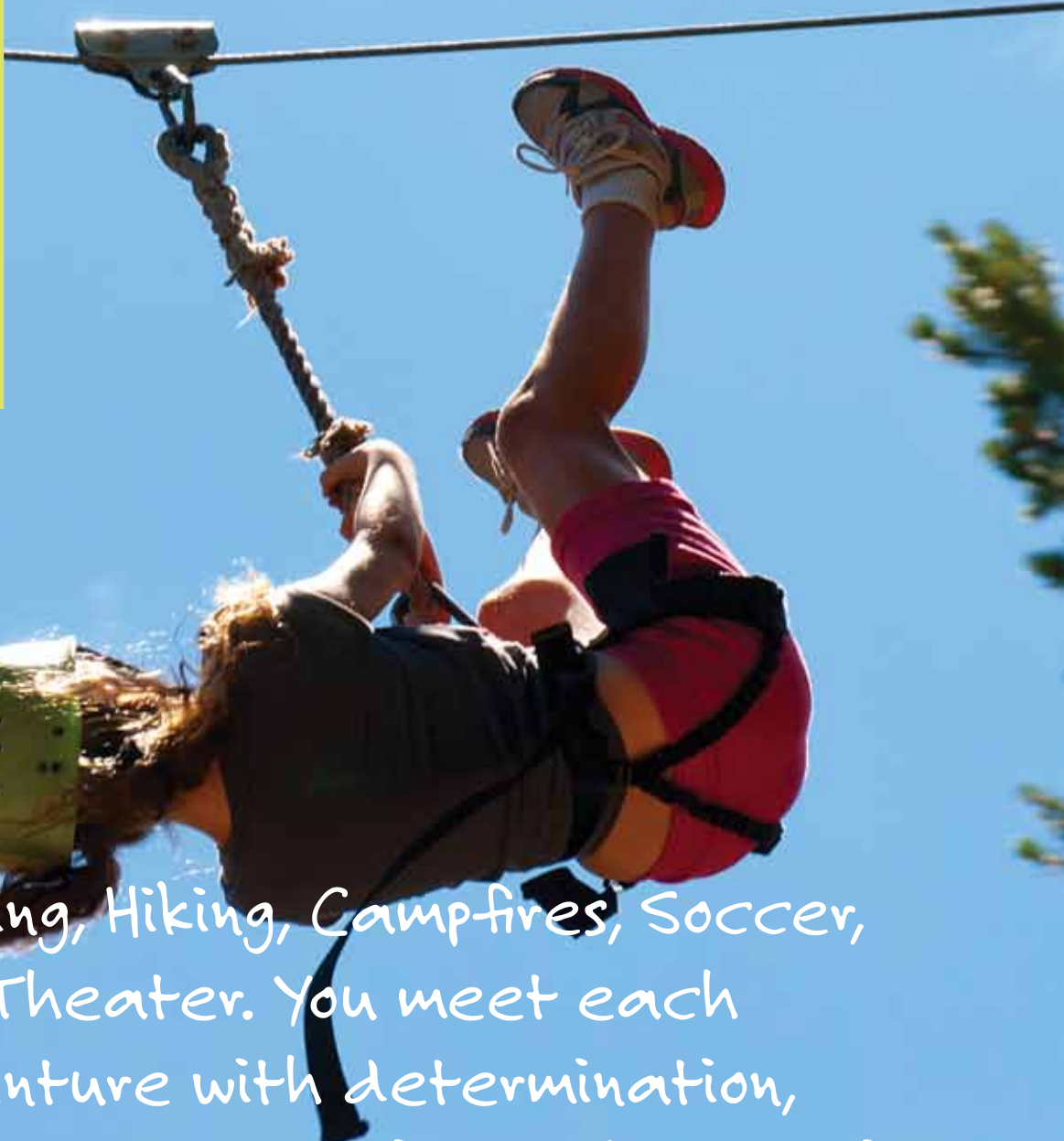
HAGGADAH = Telling



SEDER = Order



NARRATOR = Me



Rock Climbing, Hiking, Campfires, Soccer, Swimming, Theater. You meet each camp adventure with determination, imagination, creativity, friendship and fun.

We greet Passover the same way.

With homes cleared of bread, cookies and their crumbs, we gather for a huge feast with strange customs and bitter foods. Our eyes will water. Our lips might pucker. We will run through the house searching for the Afikomen.

We're off on an adventure with 100's of 1000's of Jews all over the world, to retell the Jewish journey from the bitterness of slavery in Egypt to the sweetness of freedom. While we may tell (haggadah) the same story in the same order (seder), no family will tell it the same way. Like camp, each of us will journey to that moment in time as the individuals we are.

“YOU WILL TELL THIS STORY AS IF YOU WERE A SLAVE IN EGYPT”

Use these pages to make this adventure your own. Do them all. Pick your favorites. Do before, during or after the seder. You decide. →



Are you ONE HAPPY CAMPER?

Overnight summer camp is about so much more than campfires and color war. At camp, you get the chance to explore who they are—and who they want to become—in an active, inspiring, fun-filled environment. (Marshmallows included.) Jewish camp is so much more than that—it’s **camp with a soul**. At Jewish camp, *ruach* (spirit) is part of every activity—from dancing to hitting a home run—allowing campers to explore their connection to Judaism in a meaningful way while having the **summer of their lives**.

There’s a Jewish **camp for everyone**—With over 150 camps for kids of all ages, you’ll have no trouble finding a great camp with options from traditional to sports, the arts and outdoor adventure. And better yet, you may be **eligible for \$1000 off** your first summer. **Visit OneHappyCamper.org for more details and to find the perfect camp for you.**

GREATER METROWEST NJ FAMILIES: For free camp guidance, **Visit OneHappyCamperNJ.org or contact Tracy Levine at (973) 929-2970 or Tracy@OneHappyCamperNJ.org**

Like many Jewish adventures, this one begins with...food. Introducing the SEDER PLATE and its accompanying stack of 3 matzot, salt water and wine. This is no ordinary menu. During Passover the seder plate is our STORYTELLER of sorts.



CHAROSET Apples, spices, dried fruit and/or nuts. The sweet taste—testament to freedom—but earthy color and chunky texture resemble the mortar and bricks the Israelite slaves used to build Egypt’s cities.




BEITZAH (ROASTED EGG) The roundness of the egg represents the cycles of life and the seasons. With the start of spring we look to a new beginning.

MAROR All bitter. No sweet. There is nothing like the unrelenting bite of horseradish to put tears in your eyes and get you thinking about slavery. Take a bite. It bites you back.



KARPAS Passover’s nickname Chag Ha Aviv means Holiday of Spring. We take spring’s sweet bounty such as fresh parsley or celery and dip it in a bowl of **salt water** to remember this tearful time.



Z’ROA (ROASTED LAMB SHANK) On the eve of the Israelite’s departure, they roasted lamb and placed its blood on their doorposts to ensure they would be “passed over” for the 10th and worst plague.



CHAZERET—usually romaine or endive—starts sweet and then bitters. Egypt started sweetly for the Jews under Joseph, Pharaoh’s beloved advisor. Later, a new and evil Pharaoh arose and times bittered.



WINE With 4 cups to drink throughout the night, there are 4 chances to discuss what it means to be free.



CUP OF ELIJAH How will we use our freedom to help others? Elijah might come through the door to help what we’ve started. We leave some wine as a welcome.



MATZAH (UNLEAVENED BREAD) Normal bread needs time to rise (leaven) before it is baked. This is the bread for people rushing to their freedom.

Now it's your turn to... ←

CHOPPED

THE PASSOVER EPISODE

The Passover table tells a bitter sweet story of a people rushing from the hardship of slavery to the joy of freedom. Using the special ingredients and the particular preparations as a guide, our minds race through time.

Update the plate!

OBJECT OF GAME: Create 3 original "Seder Plate Recipes and Dips" to tell your version of slavery, freedom, springtime or your family's story.

-
- | | | |
|------------------|------------------|-------------|
| Brussels sprouts | Honey | Dried Fruit |
| Cabbage | Matzah | Fruit Juice |
| Lemon | Cinnamon | Seltzer |
| Salt | Chocolate | Pepper |
| Sugar | Garden Vegetable | Hotdogs |
-

RULES OF PLAY: Use at least 5 of the ingredients above. Ask your parents for permission.

Keep track of your recipes and food stories here. Gather a panel of judges. Put their taste buds to the test.

Chef: (YOU! Or add more chefs to the challenge)

Ingredients:

Recipe:

Food story:

Judges comments:



Questions to consider:

Will you bake? Fry? Roast?
Just mix? Melt? Why?

Questions for the judges:

How does the food make your mouth feel? What does the taste make you think? Is it sad, bitter, sweet, raw, cooked, juicy, dry, fresh, sour?

4 QUESTIONS

WHY? OH, WHY? OH, WHY?

OH, WHY?

מה נשתנה הלילה הזה מכל הלילות:

?

Ma nishtana ha-lai-la ha-zeh, mee-kol ha-lei-lot:

How is this night different from all other nights?



שבכל הלילות אנו אוכלין חמץ ומצה הלילה הזה בלול מצה:

1. **She-b'chol ha-lei-lot, anu och-leen, cha-metz u-matza. Ha-lai-la ha-zeh, ku-lo matzah:**
On all other nights, we eat either leavened bread or matzah, but on this night we eat only matzah.

שבכל הלילות אנו אוכלין שאר ירקות הלילה הזה מרור:

2. **She-b'chol ha-lei-lot anu och-leen sh'ar y'ra-kot. Ha-lai-la ha-zeh maror:**
On all other nights we eat other kinds of vegetables, but on this night we eat maror (bitter herbs).

שבכל הלילות אין אנו מטבילין אפילו פעם אחת הלילה הזה שתי פעמים:

3. **She-b'chol ha-lei-lot ein anu mat-bee-leen, afee-lu pa-am achat, ha-lai-la ha-zeh, shtei-p'ameem:**
On all other nights, we need not dip our vegetables even once, but on this night we dip twice.

שבכל הלילות אנו אוכלין בין יושבין ובין מסבין הלילה הזה בלנו מסבין:

4. **She-b'chol ha-lei-lot anu och-leen, bein yo-shveen u-vin m'su-been. Ha-lai-la ha-zeh, ku-la-nu m'su-been:**
On all other nights, we eat either sitting upright or reclining, but on this night we all recline.

You call this a feast? No bread, only bitter veggies, dipping foods, sitting on pillows... The 4Qs have a job: ensure everyone is paying attention to the strange meal. If they are, then they are bound to become curious and ask "Why are we doing this?!" If they are not, well, the 4Qs are there to get them focused.

Is it working? Or, is your seder in need of...

FRESH ACTS OF ORDERED MADNESS?

It is not uncommon for families to create their own strange customs to get the questions started. Try these or make up your own. (Check with your parents first).

Build, Build, Build

SET UP: Place 5 playing cards on each plate + Kosher for Passover candies

See if anyone asks what the cards and candy are for. If not, ask everyone to build a house of cards. Explain the candy is ONLY to be eaten IF the house stays up. Every time a card falls, they lose a treat. Did any houses stay standing? How did it feel to lose something you wanted?

CATCH: At the end of game give all the candy back to eat. Every bitter is met with a sweet.



Topsy Turvy

Set the silverware upside down and backwards. See who notices.


Freedom Fighters

DESCRIPTION: As Dr. Martin Luther King, Jr. famously said “No one is free until we are all free.” How will you put your freedom to work this year? Will you help animals, the environment, soldiers, villages, schools? Ask your family or make a plan with your friends.

SUPPLIES:

1. Grab a pile of index cards or scrap paper + pencils to share.
2. Decorate a shoebox. Add a slit in the top for the cards.
3. Put the box + paper + pencils on your table next to the matzah.

ACTIVITY: Either wait for people to ask about the box, or, like the 4Qs, prompt them and bring it up. Once you do, invite everyone to write their goal on the paper and discuss. Make a family plan. Make a personal plan.



Add you own! _____



CAPTURE THE FLAG...AFIKOMEN



VS.



WHICH WONDER WILL WIN?

— * —
AFIKOMEN = Dessert
in ancient Greek

— * —
AFIKOMEN = Freedom
during Seder

Remember the stack of 3 matzot on the table? During seder we take the middle one and break it in half. The larger half = freedom is tucked away as the Afikomen. The smaller half = slavery is left to eat with maror and charoset. According to tradition, the Afikomen is the last thing to be eaten.

.....

* Rules of play *


- Divide into two teams.
- Let the youngest kids lead the pack.
- Each team hides their Afikomen.
- First team to find it wins.

.....

DUCKTIGAMI AFIKOMEN BAG

You will need:

- Duct tape – any color or your favorite designs
- Letter size paper or cardboard
- Scissors
- Optional: a small piece of velcro



Step 2

Decorate your panels.

- Use your duct tape to decorate both sides of your panels. You can create a pattern or keep it simple - let your creativity shine through. Make sure that your tape overlaps and no paper/cardboard shows through. Trim the edges if need be.

Step 4

Create your pouch.


- Turn the 3-part piece over so the inside is facing you. Fold the bottom piece up at the “joint” and secure both sides with duct tape. Be sure to leave the top open. Fold down the top flap at the “joint”.
- Optional: Secure the flap with a small piece of Velcro.



Step 1

Create 2 pouch panels and 1 flap panel.


- Pouch Panels: Cut 2 rectangles to be the same size, at least 6” high x 8 1/2” long.
- Flap Panel: Cut 1 rectangle 3” high x 8 1/2” long.



Step 3

Connect your panels.

- Place the panels in an even row with the outside design facing up. The flap panel should be at the top. Keep 1/4” between each piece.
- Cut 2 strips of tape that are at least 9” long. Use the strips to attach the panels along the long edge to create “joints.” Be sure to maintain the 1/4” space at each “joint.” Fold the ends of the tape over the edge to secure them.



A Leap of Faith:



How did the Red Sea split? According to the Torah, Moses lifted his staff and it miraculously parted in two. But a *Midrash* (interpretation) tells a much different tale: With Pharaoh's army hot on their heels and the sea in front of them, a regular guy emerges to save the day. Recognized for no great talents, Nahshon begins to bravely walk into the sea. At the moment he submerges, the sea splits. It is because of Nahshon's "leap of faith" that the Israelites reach freedom.



What brave things happen around you? Create an oral history or an interviewer's notebook full of stories. Use these questions as a guide.



Interviewer: (you)

Interviewee: (pick someone)

Where were you born? Where do you live now?

If it is a different place, why did you move away from your birthplace?

If it is the same place, why did you stay?

What is one of the bravest things you have ever done?

Were you ever scared? How did you get over it?

What are two things you are good at that you would like to teach others?

What surprises you about me?

How did you get to Seder tonight? What is your favorite part?


Had the Red Sea not parted how would you have gotten across?

Ask your interviewer to put their autograph here:



THIS IS OUR FAMILY'S STORY

This is the Red Sea.
Draw your family
getting across



Seder ends with "Next Year in Jerusalem."

ONE HAPPY CAMPERS say, "This Summer at Camp."

Get ready for the summer of your life. Start with your first piece of mail. (Fill this out now. Save it or mail it to yourself this summer.)



Dear *(my name)* _____

I've got *(adjective)* _____ plans this summer.

Before I *(verb)* _____, let me tell you a bit about my self.

This summer I am headed to *(location)* _____.

I will travel there by *(mode of transportation)* _____. The most important things that I will pack are: *(noun)* _____ and *(noun)* _____. People will discover that I am good at *(verb)* _____ and *(verb)* _____. I hope to meet people who are *(circle all that apply)* funny, smart, adventurous, brave, honest, good cooks, high game scorers, good photographers, good storytellers. People will discover that I am *(adjective)* _____ and *(adjective)* _____. I am most excited about *(verb)* _____. I will learn to *(verb)* _____. I will teach my friends to *(verb)* _____. I can't wait for *(season)* _____!

Love, _____

(Write your name backwards and hold it up to the mirror)

