

# Camp Purim-palooza

Get clever and crafty to create  
your own Purim celebration  
ONE HAPPY CAMPER style.

## What's inside:

- 1 The Purim Players
- 2 Our Many Masks
- 3 DIY Disguise
- 4 S'more-ntaschen *(recipe included)*
- 5 Purim Packs

FOUNDATION FOR JEWISH CAMP

**one happy  
camper**

JEWISH FEDERATION OF  
GREATER METROWEST NJ

[OneHappyCamperNJ.org/purim](http://OneHappyCamperNJ.org/purim)

# THE PURIM PLAYERS

**SETTING: SHUSHAN, PERSIA, ROUGHLY 2,500 YEARS AGO.**

The story of Purim revolves around the actions of five key characters who we read about in the Book of Esther, a.k.a. Megillat Esther. *Let's get to know the players. On Purim you just might masquerade as one.*



## VASHTI

Strong-minded, smart and independent, Vashti won't dance for the king at his party, so he banishes her. We meet Vashti on her last day as queen. *How do you think she feels?*




## QUEEN ESTHER

Masked behind her powerful beauty, she cleverly hides her Judaism to win the king's favor. Ultimately, she reveals her true identity, bravely saving her people. Beauty is in the eye of the beholder. *What do you think Esther looks like?*

## MORDECHAI

An advisor to the king, Mordechai counsels his niece Esther to hide her Judaism and use her beauty to become the next queen. We meet Mordechai outside the castle where he upsets Haman by standing up for his Judaism and refusing to bow down to him.

*Why do you think Mordechai won't bow before Haman?*



## HAMAN

The power-hungry Prime Minister, Haman plots to destroy the Jews since they, like Mordechai, won't obey his orders. *What do you think haman looks like?*



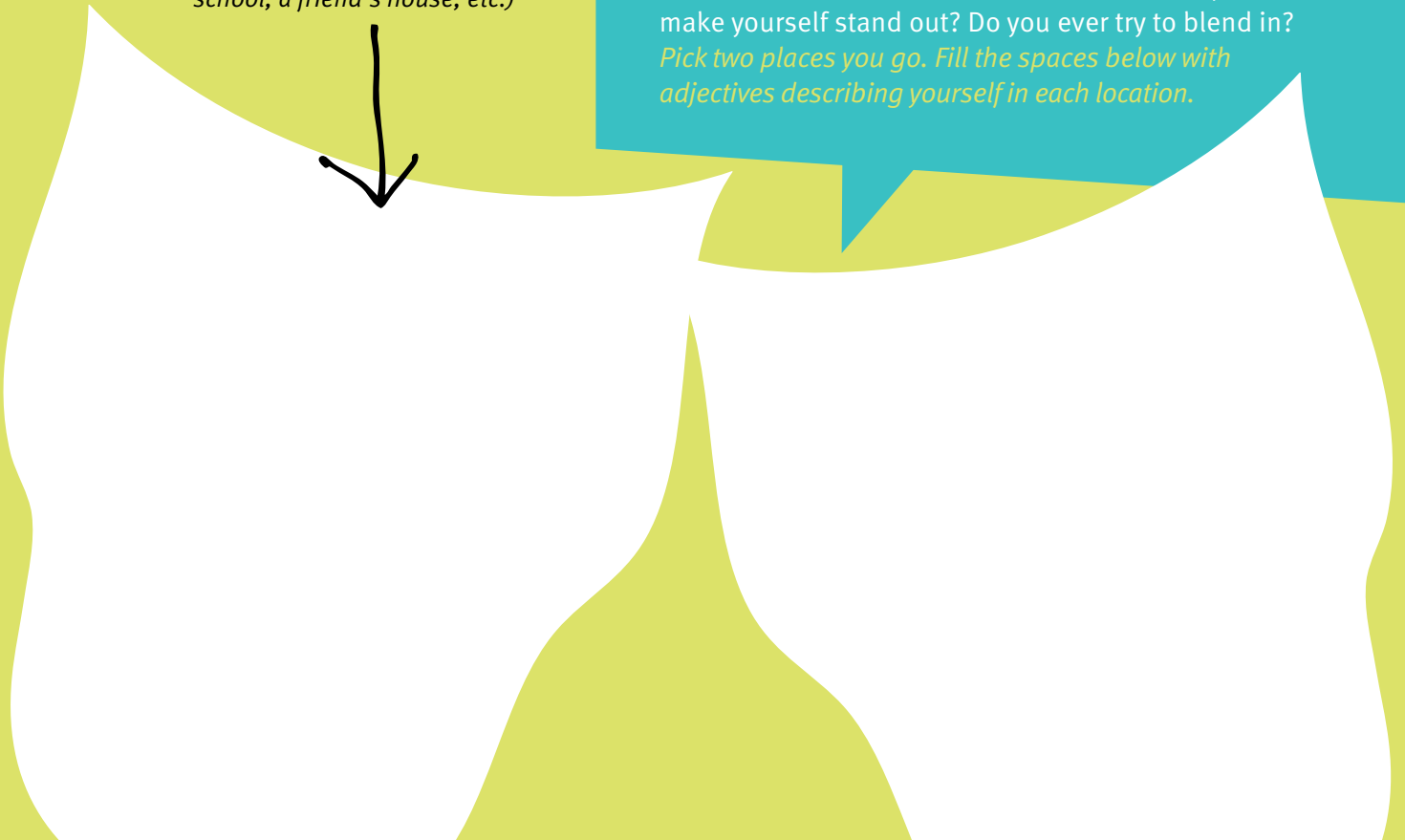
## KING ACHASHVEROSH

If not for his love for his beautiful queen, this simple-minded king might have followed his advisor Haman's evil plan. Ultimately, this king's love for his wife shapes his decision. *What is going through is mind?*

## Adjectives for myself at

(Pick a place that you like to go such as camp, school, a friend's house, etc.)

The Purim story hinges on Esther's choices to mask her Judaism and then to reveal it. Do you ever show parts of your personality and try to hide others? Do you behave the same at camp as you do at home? What about at a friend's home? The soccer field? In the classroom? Do you ever make yourself stand out? Do you ever try to blend in? Pick two places you go. Fill the spaces below with adjectives describing yourself in each location.



# OUR MANY MASKS

## Adjectives for myself at

(Pick another place you go that is different than the last one you chose.)

Funny  
Stupendous  
Serious  
Jumpy  
Awesome  
Thankful  
Sweet  
Jolly  
Kind  
Cranky

Helpful  
Polite  
Mellow  
Curious  
Nervous  
Hasty  
Brave  
Quiet  
Noble  
Friendly

Mean  
Impolite  
Loud  
Outgoing  
Messy  
Silly  
Patient  
Smart  
Evil  
Happy

Talkative  
Hyper  
Creative  
Shy  
Careful  
Honest


---

---

---

# DIY DISGUISE

Print. Cut. Create.



To celebrate Purim we dress up, hide our true selves and pretend to be others.


Who will you be this Purim?

## SUPPLIES:

Printer  
Scissors  
Markers/Paint  
Craft supplies (colored tape, feathers, collage)  
Pencil/popsicle stick

## HOW TO:

1. Print this sheet.
2. Pick your shape and cut it out. (To make more than one, print multiples.)
4. Flip over so the blank side is facing up and design as you wish.
5. Once dry, glue a popsicle stick or unsharpened pencil on the side for a handle.



FOUNDATION FOR JEWISH CAMP  
**one happy camper**  
JEWISH FEDERATION OF GREATER METROWEST NJ

[OneHappyCamperNJ.org/purim](http://OneHappyCamperNJ.org/purim)

## Ingredients

*Yield: About 22 2-inch cookies*

- 8 tablespoons unsalted butter, softened
- 3 ounces cream cheese at room temperature
- 3 tablespoons sugar
- 1 egg
- 1 teaspoon vanilla extract
- 1/2 teaspoon orange zest
- 1 1/3 cups plus 4 teaspoons flour
- 1/4 teaspoon salt
- \* Fillings of your choice (see below)

## Directions

Mix butter and cream cheese together until smooth. Add sugar and mix for another minute, then add the egg, vanilla extract, orange zest and salt. Mix until combined. Finally, add the flour. The mixture will form into a big clump and be a tad sticky. If it feels too wet, add flour, one tablespoon at a time.

Form dough into a ball, wrap in plastic and refrigerate for at least an hour. Preheat oven to 350°F. Line cookie sheet with parchment paper.

Flour your work surface and roll out dough about 1/4" thick. Prepare your fillings and set aside. (See \*Favorite Fillings below.)

Follow the step-by-step folding directions below.

Place on cookie sheet. Bake until golden brown, about 20 minutes. Cool on racks. Careful - they're hot!

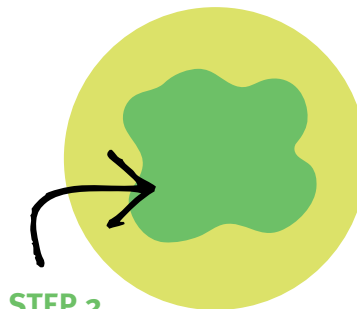
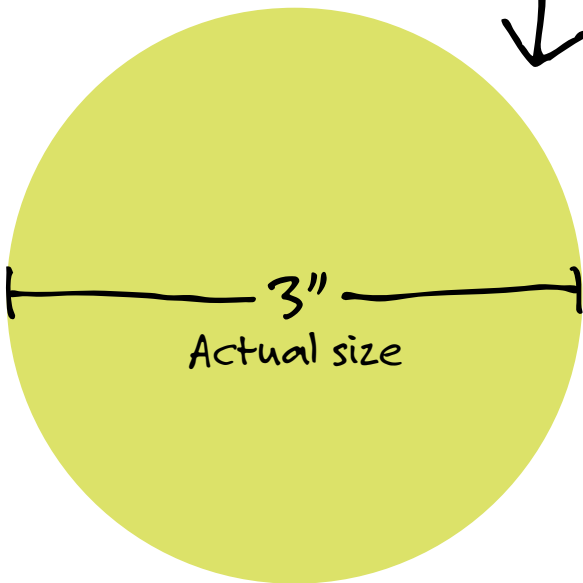
recipe adapted from smittenkitchen.com

# S'MORE-NTASCHEN

On Purim we celebrate with a feast and eat cookies shaped like Haman's 3-cornered hat—Hamantaschen. Grab a grownup and get baking. Follow these steps for the perfect fold.

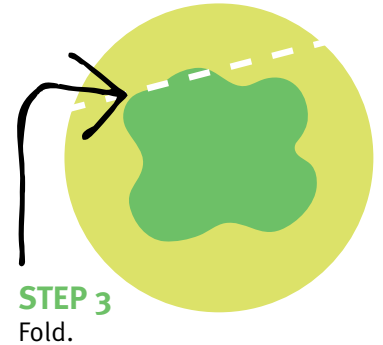
### STEP 1

Cut out 3" circles using this template. A top of a drinking glass will also do.



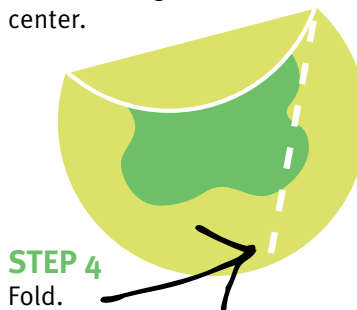
### STEP 2

Spoon a teaspoon of your favorite filling in the center.



### STEP 3

Fold.



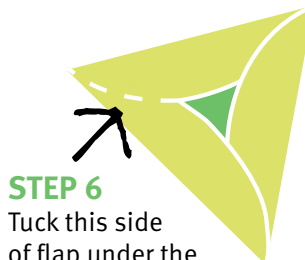
### STEP 4

Fold.



### STEP 5

Fold.



### STEP 6

Tuck this side of flap under the top of triangle.




### STEP 7

Press all 3 corners.

### \*Favorite Fillings

S'morify your fillings with chocolate chips, Nutella or marshmallows. Or, stick to the traditional apricot, cherry or other fruit preserves.








  
MISHLOACH  
MANOT:  
GIFTS FOR  
FRIENDS

MATANOT  
L'EVYONIM:  
GIFTS FOR  
THE POOR

# PURIM PACKS

At the end of the Purim tale, Mordechai and Esther send letters throughout the land instructing the Jews to celebrate this day every year. As part of this Purim celebration, we send care packages to friends and strangers in need. *Grab scissors, some string and wrapping paper and cut out the tags below to get your care packages started. Send some homemade hamantaschen or other tasty treats.*



 Surprise a stranger. Use this tag to pack some canned goods to take to a shelter or soup kitchen in need.





## Are you ONE HAPPY CAMPER?

Jewish summer camp is about so much more than campfires and color war. At camp, you get the chance to explore who you are—and who you want to become—in an active, inspiring, fun-filled environment. (Marshmallows included.) Jewish camp is so much more than that—it's **camp with a soul**. At Jewish camp, *ruach* (spirit) is part of every activity—from dancing to hitting a home run—allowing campers to explore their connection to Judaism in a meaningful way while having the **summer of their lives**.

There's a Jewish **camp for everyone**—With over 155 camps for kids of all ages, you'll have no trouble finding a great camp with options from traditional to sports, the arts and outdoor adventure. And better yet, you may be **eligible for \$1000 off** your first summer. **Visit [OneHappyCamperNJ.org](http://OneHappyCamperNJ.org) for more details and to find the perfect camp for you.**

Greater MetroWest NJ families: Contact Tracy Levine at [Tracy@OneHappyCamperNJ.org](mailto:Tracy@OneHappyCamperNJ.org) or **973.929.2970** for free, personalized guidance on finding the right camp.



**TONS OF AMAZING  
OVERNIGHT CAMPS –  
ONE HAPPY CAMPER NJ  
KNOWS THEM ALL**



**HAPPY  
PURIM!**

Free, expert guidance  
Call Tracy Levine 973.929.2970  
Tracy@OneHappyCamperNJ.org  
OneHappyCamperNJ.org

**GET UP TO \$1,000 OFF CAMP  
FOR ELIGIBLE FIRST TIME CAMPERS**

